

Lesson 2

Put a silent e at the end of a word, and the vowel before it says its name.

Add a silent e to the words below. Does your word fit the picture?



c u t



cute



m a d





c u b





T i m














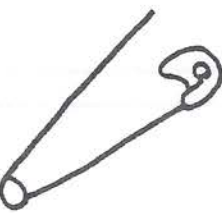
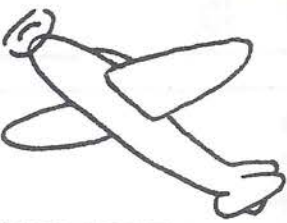











c a p




Read, write, and X it.

cane -----			
cute -----			
cape -----			
cube -----			
pine -----			
made -----			
time -----			

○ it.



cap or cape?



pin or pine?



mad or made?



cub or cube?



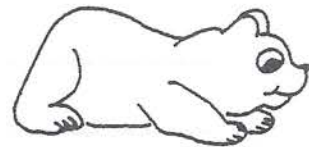
can or cane?



cut or cute?



cut or cute?



cube or cub?



cap or cape?



mad or made?

Match and write it.

cane cape cub cap can

made kite time cube cute





